



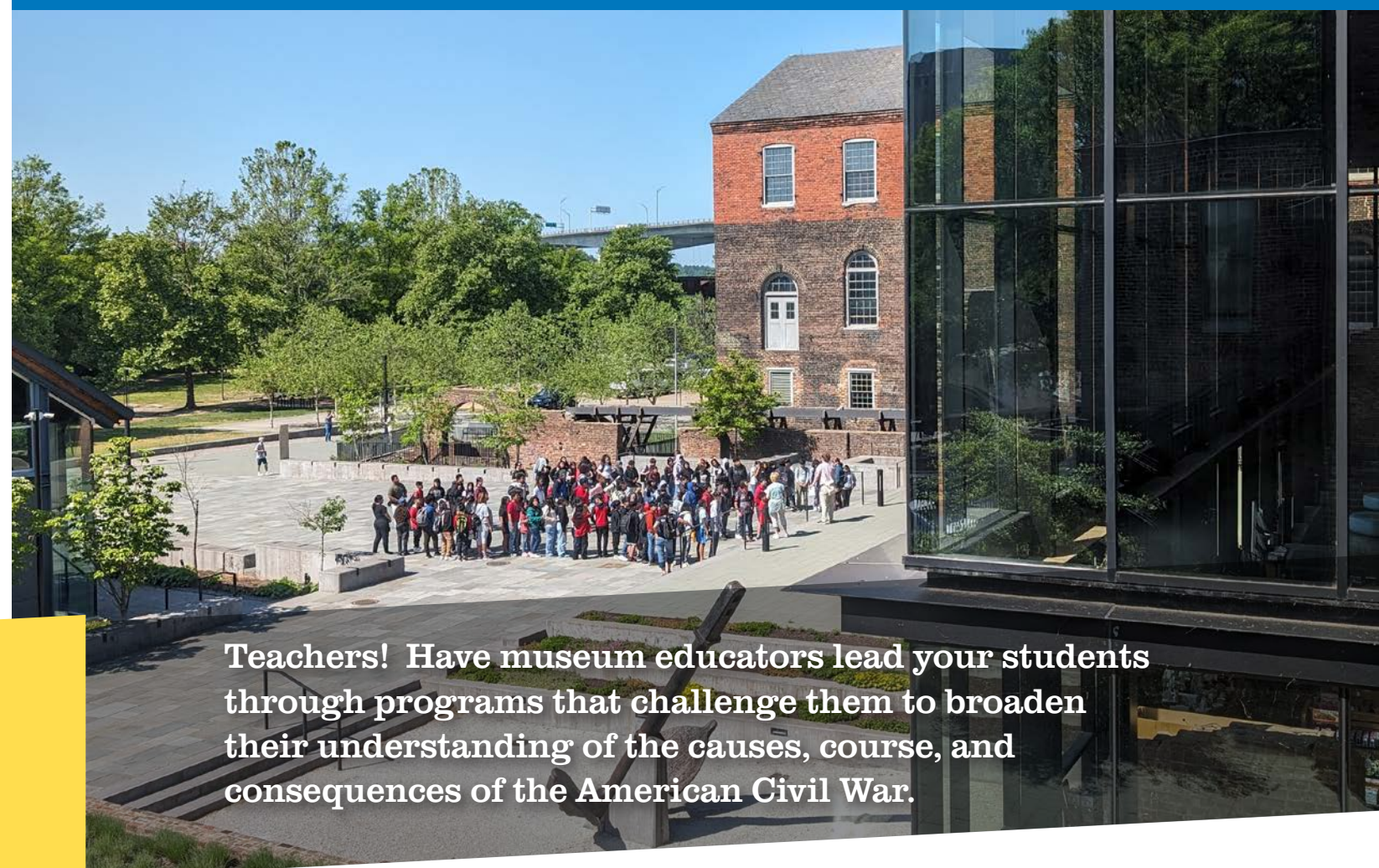
Thanks to generous support from the Commonwealth of Virginia, all Virginia public school teachers and students will receive free admission and programming at all three sites. Discounted group rates apply for all other students, educators and group chaperones. Ask about our field trip transportation scholarship for Title 1 schools.



Contact us for information about scheduling. Reservations must be made at least two weeks in advance. Book early to ensure availability.

youthprograms@acwm.org 804.649.1861

## Education Programs



Teachers! Have museum educators lead your students through programs that challenge them to broaden their understanding of the causes, course, and consequences of the American Civil War.

## At the Museum

### Tredegar

#### Gallery Tour

With a guide or on their own, your students will explore our permanent exhibit, with over 500 artifacts, telling the story of the American Civil War—causes, course, and consequences—and the individuals involved in it. Includes the film, “Civil War & Emancipation”.

Length: 45 minutes | Standards: VS.7, VUS.7, USI.9

#### Artifact Investigation

What can objects tell us about the past? Using artifact reproductions, this hands-on program invites students to use their imagination and creativity to investigate the past. Through objects, students will explore the experiences of different historical figures.

Length: 30 minutes | Standards: VS.7, VUS.7, USI.9

#### The Common Soldier Experience

Many soldiers were away from home for the first time, adjusting to life with little food and lots of company. Explore the reasons soldiers joined the army, what life was like in camp, the steps of loading and firing a rifle, and how the world changed for the men and women who chose to fight.

Length: 30 minutes | Standards: USI.9, VUS.7, USI.1

#### Medicine in the Civil War

Why did more soldiers die from disease than in battle? Explore how the Civil War changed medical practices through this engaging and interactive program. Students will learn about the critical advancements made by doctors and nurses during the war as well as the diseases that caused the high death toll.

Length: 30 minutes | Standards: VS.7, VUS.7, USI.9

#### Richmond Homefront Tour

This walking tour uses Brown’s Island as a centerpiece for telling the story of Civil War Richmond by highlighting Tredegar Ironworks, the James River boatmen, the Confederate States Laboratory, Belle Isle as a prisoner of war camp, and the capture of Richmond.

Length: 45 minutes | Standards: VS.7, VUS.7, USI.9

## White House of the Confederacy

#### Guided Tour

A museum educator will guide your students, exploring the stories of Jefferson Davis, his family, the many enslaved and free servants who worked in the house, and of Abraham Lincoln’s visit. Experience history where it happened as you tour two beautifully restored floors of this historic mansion.

Length: 45 minutes | Standards: VS.7, VUS.7, USI.9



Tredegar



White House of the Confederacy



Appomattox

### Appomattox

#### Gallery Tour

With a guide or on their own, explore the overlapping stories of the end of the Civil War and the reunification of a nation through artifacts, photographs, and documents in the Museum’s permanent exhibit.

Length: 30 minutes | Standards: VS.7, VUS.7, USI.9

#### Artifact Investigation

What can objects tell us about the past? Using artifact reproductions, this hands-on program invites students to use their imagination and creativity to investigate the past. Through objects, students will explore the experiences of different historical figures.

Length: 30 minutes | Standards: VS.7, VUS.7, USI.9

#### Civil War Homelife in Rural Virginia

Through our 19<sup>th</sup> century cabin, learn about daily life and economics in mid-19<sup>th</sup> century rural Virginia. What can foodstuffs, tools, and objects tell us about life during and shortly after the Civil War?

Length: 30 minutes  
Standards: VS.7, VUS.7, USI.9

#### The Common Soldier Experience

Many soldiers were away from home for the first time, adjusting to life with little food and lots of company. Explore the reasons soldiers joined the army, what life was like in camp, the steps of loading and firing a rifle, and how the world changed for the men and women who chose to fight.

Length: 30 minutes | Standards: USI.9, VUS.7, USI.1

#### Medicine in the Civil War

Why did more soldiers die from disease than in battle? Explore how the Civil War changed medical practices through this engaging and interactive program. Students will learn about the critical advancements made by doctors and nurses during the war as well as the diseases that caused the high death toll.

Length: 30 minutes | Standards: VS.7, VUS.7, USI.9

#### Collaborative options with the National Park Service

Experience a multi-site field trip with ACWM-Appomattox and Appomattox Court House National Historical Park.



## At Your School

#### Medicine in the Civil War

Why did more soldiers die from disease than in battle? Explore how the Civil War changed medical practices through this engaging and interactive program. Students will learn about the critical advancements made by doctors and nurses during the war as well as the diseases that caused the high death toll.

Length: 30 minutes | Standards: VS.7, VUS.7, USI.9

#### Artifact Investigation

What can objects tell us about the past? Using artifact reproductions, this hands-on program invites students to use their imagination and creativity to investigate the past. Through objects, students will explore the experiences of different historical figures.

Length: 30 minutes | Standards: VS.7, VUS.7, USI.9

#### The Common Soldier Experience

Many soldiers were away from home for the first time, adjusting to life with little food and lots of company. Explore the reasons soldiers joined the army, what life was like in camp, the equipment soldiers carried, and how the world changed for the men and women who chose to fight.

Length: 30 minutes | Standards: USI.9, VUS.7, USI.1

## Virtual Programs

Zoom, Google Meet, Microsoft Teams or school-dictated platform

#### Artifact Investigation

What can objects tell us about the past? This virtual version of the program uses artifact images from our collection related to real men and women of the Civil War era. Through activity and discussion, students will explore how objects can provide us with greater insight into the past.

Length: 30-45 minutes | Standards: VS.7, VUS.7, USI.9

#### Seizing Freedom

What does it mean to be free? This dialogic program introduces students to updated terminology used to recount the horrors of slavery and stories of emancipation. Students will also learn about and engage in discussions about the conditionality of freedom through artifacts from the ACWM’s own collection.

Length: 30-45 minutes | Standards: VS.7, VUS.7, USI.9, USII.3, CE.3

#### Reconstruction

How do we remember Reconstruction? This program addresses the events that occurred in the aftermath of the Civil War and how they transformed the nation’s political, social, and cultural landscapes. Through interactive activities and engaging discussions this program will cultivate students’ critical thinking skills and inspire them to broaden their understanding of Reconstruction.

Length: 30-45 minutes | Standards: VS.7, VUS.7, USI.9, USII.3, USII.4, CE.2, CE.3







'61 First shots of the war are fired at Ft. Sumter




'61 Battle of First Manassas /Bull Run



'62 First battle between ironclad ships




Education Programs



'63 Lincoln signs Emancipation Proclamation



'63 Union victories at Vicksburg and Gettysburg



'64 Gen. Sherman captures Atlanta



'65 Gen. Lee surrenders to Gen. Grant

